


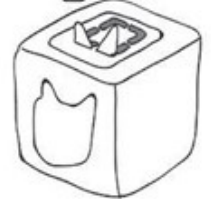
Turn on & Play:

Press one of the ears with thumb and forefinger or place the box on it's charging station. When the light on the Toniebox turns green, place the Tonie on top.




Pause:

Just remove the Tonie. When you put it back it will continue (as long as a different Tonie had not been played in between).




Volume:

Press the big ear to turn up volume, use little ear to turn down.



Skip/Go Back:

To go back and forth between chapters, tap Toniebox on it's side. To fast forward tilt to one side.



Charging:

LED Lights will turn orange when battery is low, time to charge.

